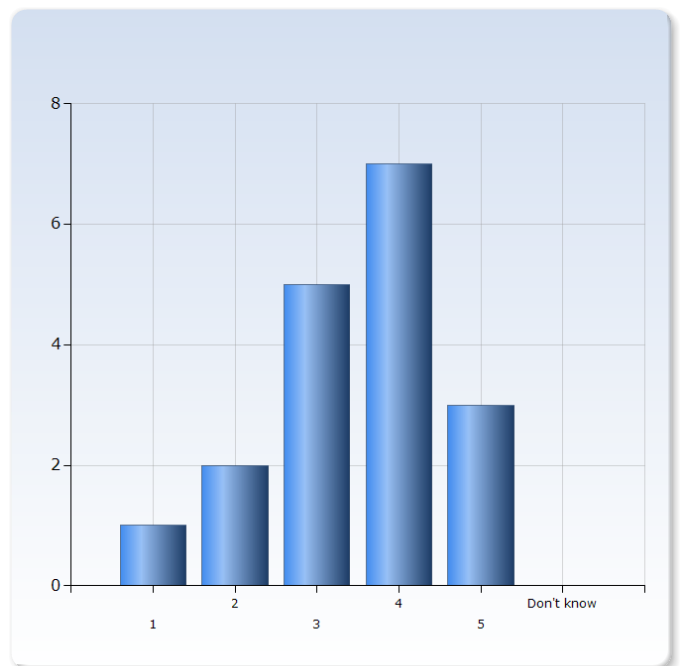


Macroeconomics 2 2021

Respondents: 24
Answer Count: 18
Answer Frequency: 75.00%

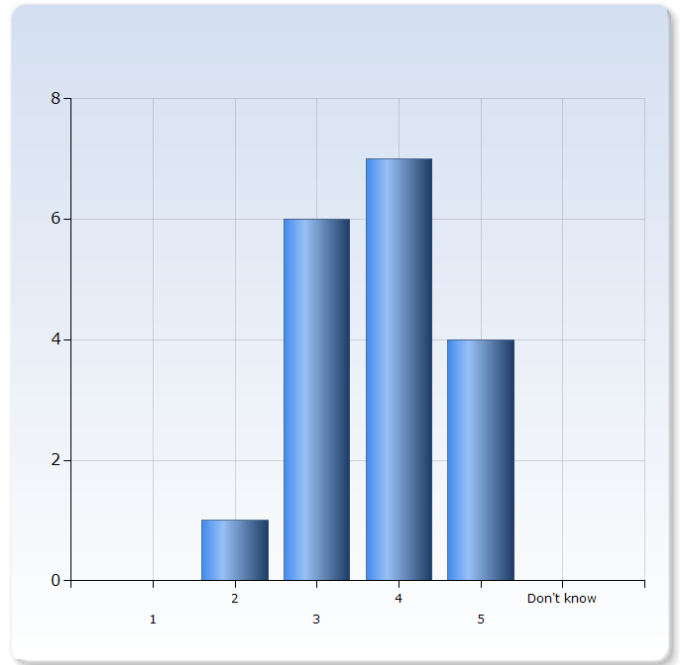
1. What is your general opinion on this course? (1=Really bad, 5=Really good)

	Number of Responses
1	1 (5.6%)
2	2 (11.1%)
3	5 (27.8%)
4	7 (38.9%)
5	3 (16.7%)
Don't know	0 (0.0%)
Total	18 (100.0%)



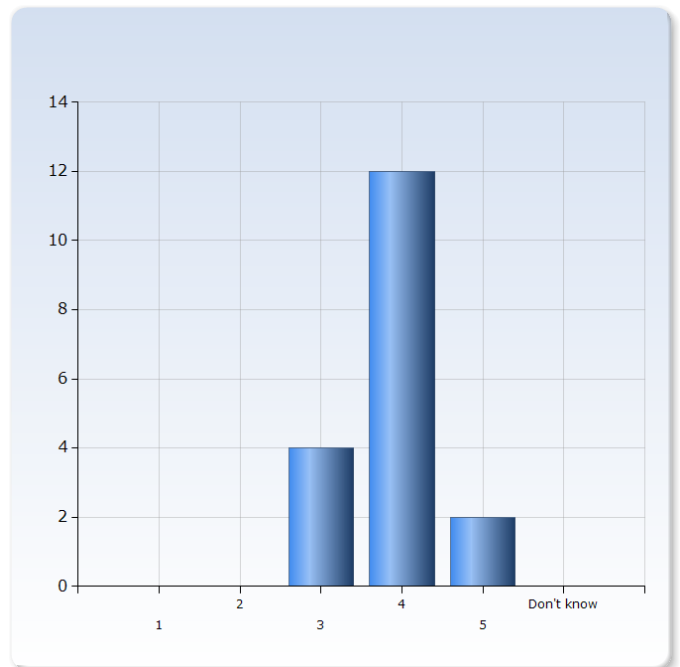
2. What is your opinion on the amount of material covered (1=Too little, 5=Too much)

	Number of Responses
1	0 (0.0%)
2	1 (5.6%)
3	6 (33.3%)
4	7 (38.9%)
5	4 (22.2%)
Don't know	0 (0.0%)
Total	18 (100.0%)



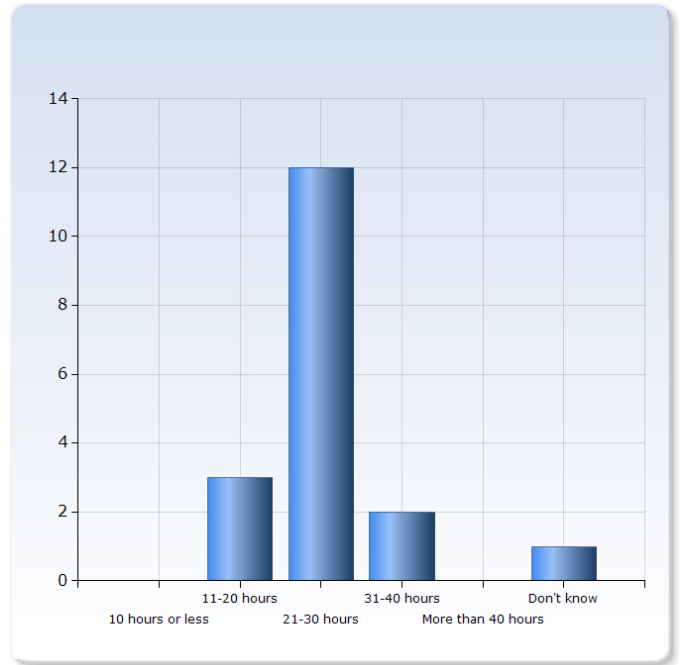
3. What is your opinion about the level of difficulty of the course (1=Really easy, 5=Really good)

	Number of Responses
1	0 (0.0%)
2	0 (0.0%)
3	4 (22.2%)
4	12 (66.7%)
5	2 (11.1%)
Don't know	0 (0.0%)
Total	18 (100.0%)



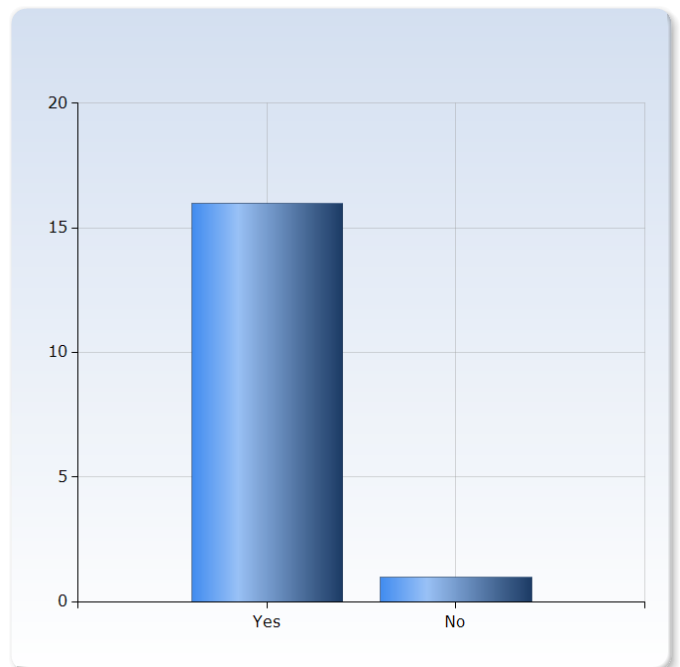
4. Approximately, how many hours per week did you spend studying during this course? (including lectures and seminars/exercises)

	Number of Responses
10 hours or less	0 (0.0%)
11-20 hours	3 (16.7%)
21-30 hours	12 (66.7%)
31-40 hours	2 (11.1%)
More than 40 hours	0 (0.0%)
Don't know	1 (5.6%)
Total	18 (100.0%)



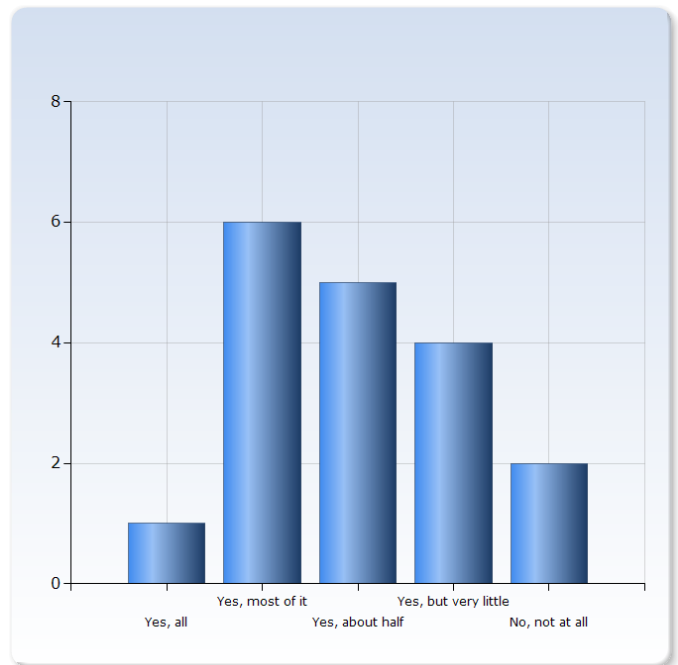
5. Did you have access to the course literature?

	Number of Responses
Yes	16 (94.1%)
No	1 (5.9%)
Total	17 (100.0%)



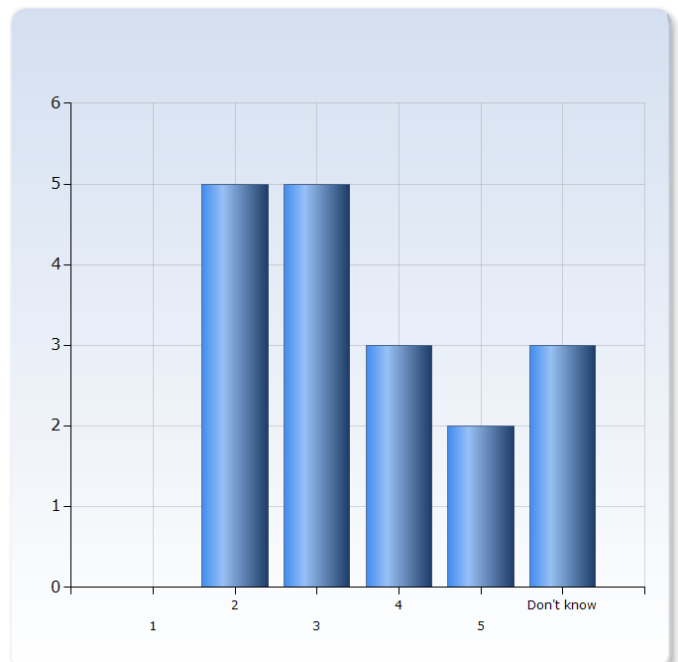
6. Have you read the course literature?

	Number of Responses
Yes, all	1 (5.6%)
Yes, most of it	6 (33.3%)
Yes, about half	5 (27.8%)
Yes, but very little	4 (22.2%)
No, not at all	2 (11.1%)
Total	18 (100.0%)



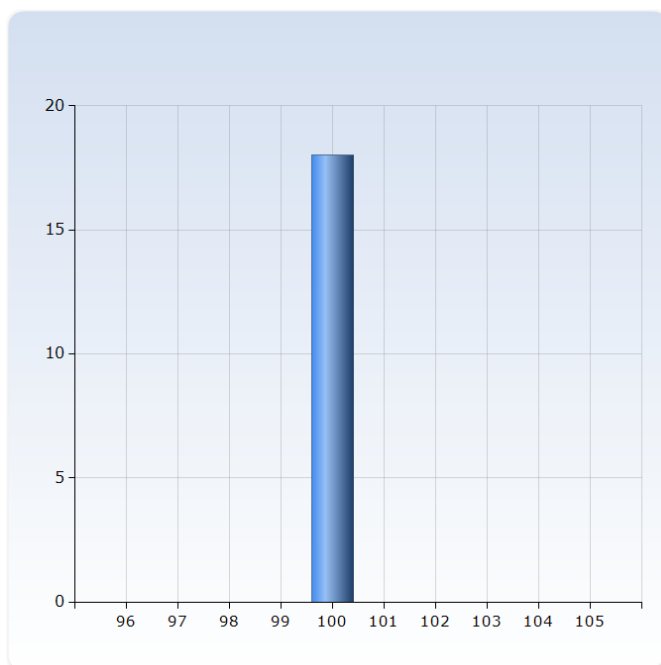
7. What is your opinion on the course literature? (1=Really bad, 5=Really good)

	Number of Responses
1	0 (0.0%)
2	5 (27.8%)
3	5 (27.8%)
4	3 (16.7%)
5	2 (11.1%)
Don't know	3 (16.7%)
Total	18 (100.0%)



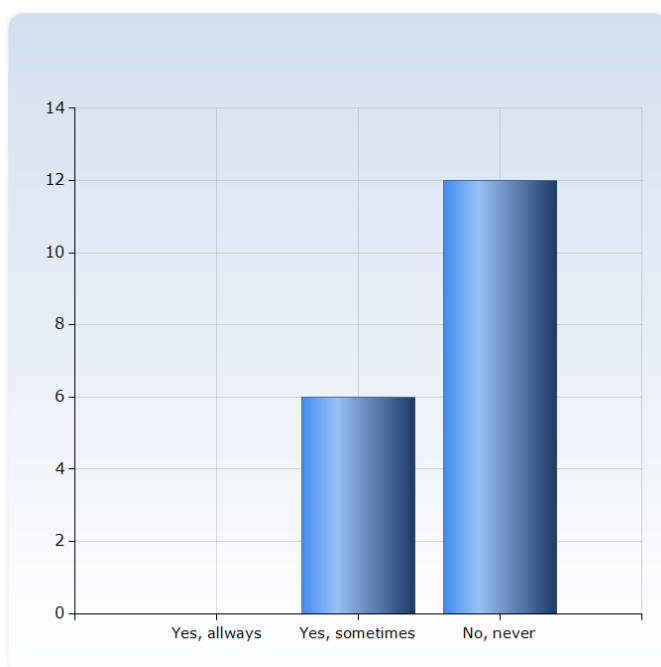
8. What percentage of lectures did you attend?

What percentage of lectures did you attend?	Number of Responses
96	0 (0.0%)
97	0 (0.0%)
98	0 (0.0%)
99	0 (0.0%)
100	18 (100.0%)
101	0 (0.0%)
102	0 (0.0%)
103	0 (0.0%)
104	0 (0.0%)
105	0 (0.0%)
Total	18 (100.0%)



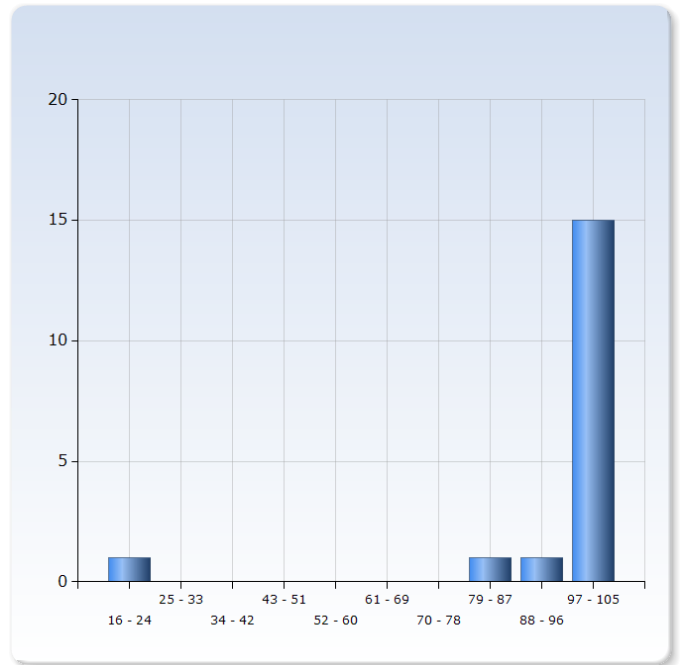
9. Did you usually read the literature before you attended lectures?

	Number of Responses
Yes, allways	0 (0.0%)
Yes, sometimes	6 (33.3%)
No, never	12 (66.7%)
Total	18 (100.0%)



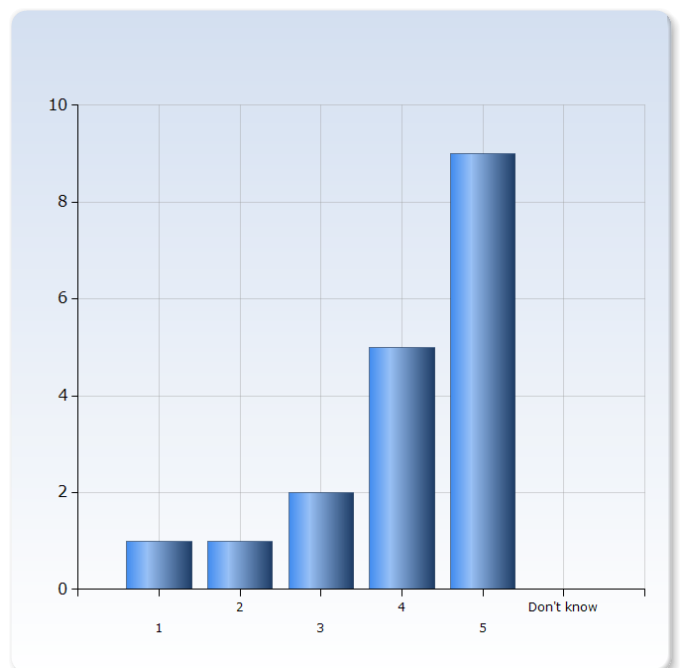
14. What percentage of TA sessions did you attend?

What percentage of TA sessions did you attend?	Number of Responses
16 - 24	1 (5.6%)
25 - 33	0 (0.0%)
34 - 42	0 (0.0%)
43 - 51	0 (0.0%)
52 - 60	0 (0.0%)
61 - 69	0 (0.0%)
70 - 78	0 (0.0%)
79 - 87	1 (5.6%)
88 - 96	1 (5.6%)
97 - 105	15 (83.3%)
Total	18 (100.0%)



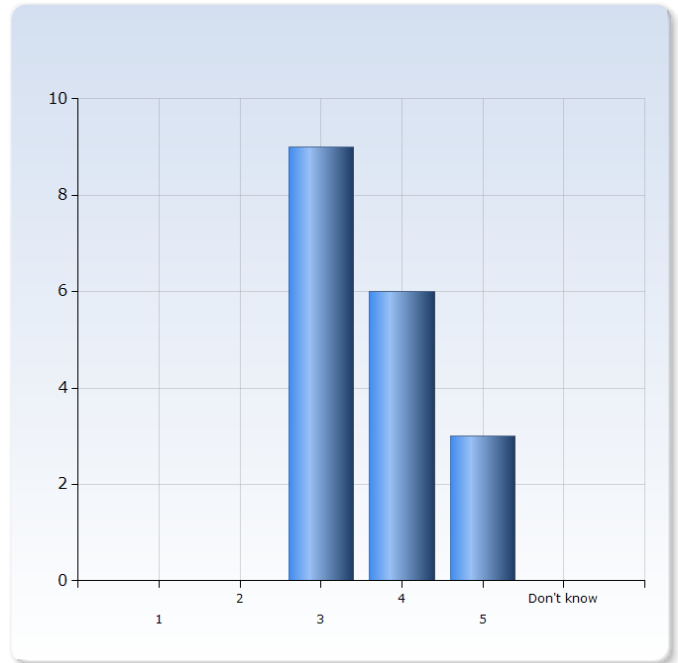
17. What is your opinion on the TA sessions with Gualtiero Azzalini? (1=Really bad, 5=Really good)

	Number of Responses
1	1 (5.6%)
2	1 (5.6%)
3	2 (11.1%)
4	5 (27.8%)
5	9 (50.0%)
Don't know	0 (0.0%)
Total	18 (100.0%)



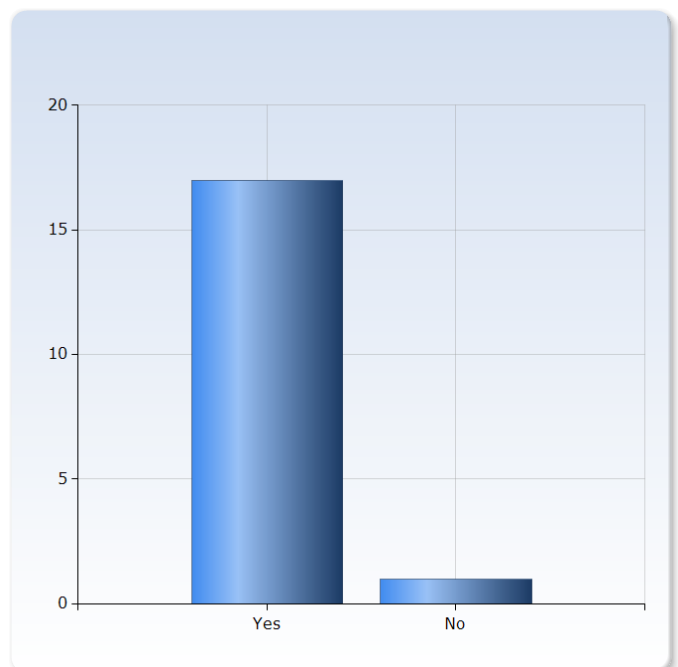
18. What is your opinion on the level of difficulty of the TA sessions? (1=Too easy, 5=To hard)

	Number of Responses
1	0 (0.0%)
2	0 (0.0%)
3	9 (50.0%)
4	6 (33.3%)
5	3 (16.7%)
Don't know	0 (0.0%)
Total	18 (100.0%)



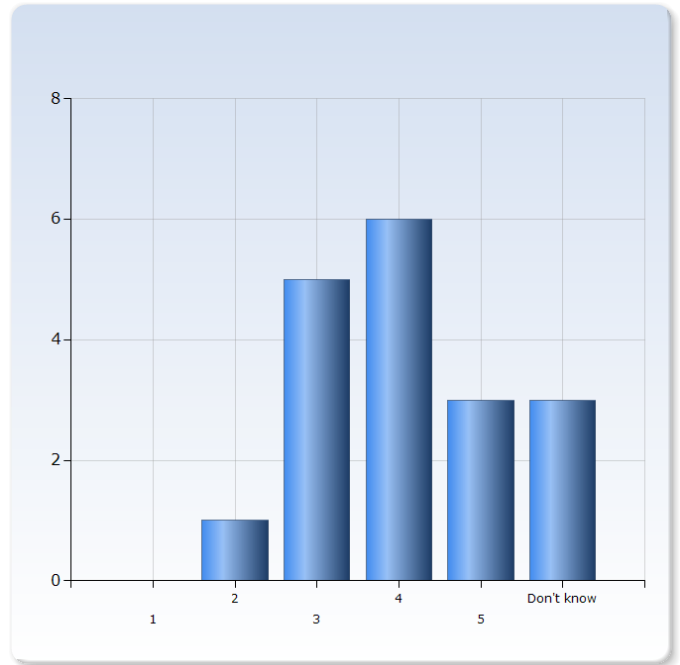
19. Did you complete the examination?

	Number of Responses
Yes	17 (94.4%)
No	1 (5.6%)
Total	18 (100.0%)



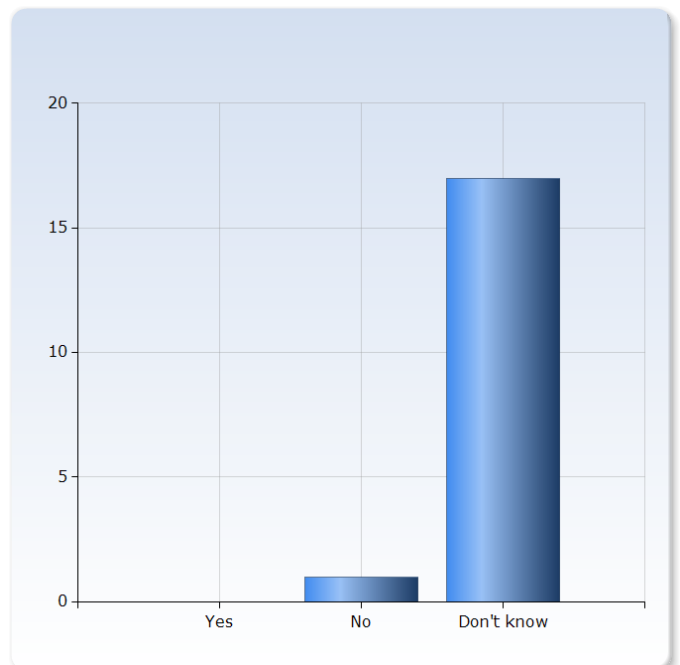
20. How well did the examination reflect the course in your view? (1=Really bad, 5=Really good)

	Number of Responses
1	0 (0.0%)
2	1 (5.6%)
3	5 (27.8%)
4	6 (33.3%)
5	3 (16.7%)
Don't know	3 (16.7%)
Total	18 (100.0%)



21. In case you know the result, did you pass the examination?

In case you know the result, did you pass the examination?	Number of Responses
Yes	0 (0.0%)
No	1 (5.6%)
Don't know	17 (94.4%)
Total	18 (100.0%)



23. If you have any additional comments on the course you may write them here:

If you have any additional comments on the course you may write them here:

Both TA's were great, and most of the time things only clicked when going through their solutions.

The TA sessions were solid overall. Stefan and Gualtiero used virtual whiteboards, which is best on Zoom. They were well prepared for the sessions. and could answers all questions.
